



Colegio Sagrado Corazón de Jesús

Erasmus + Project : 2014-1-ES01-KA101-002752

ACTIVITY TITLE: SWIMMING WITH THE FRUITS

SUBJECT: SCIENCE

AIM OF THE ACTIVITY: Content (Anchor fruits vocabulary) Cognition (Teach the "float" and "sink" concepts: gravity, density and upthrust) Communication (Grammar: past and future tense: "I think it will ___", "It ___" "When the ___ is in the water, it ___s") Culture: (Where the fruits are from)

ESTIMATED DURATION: 45 minutes session.

MATERIALS NEEDED: 1 bowl full of water, 1 grape, 1 apple, 1 lemon, 1 orange, 1 banana, 1 tomato, 1 bean, 1 carrot, 1 onion, 1 potato and worksheets.

ATTACHED DOCUMENTS: Worksheets and example photographs.

SUGGESTED LEVEL: 6° Primary (A1 level of English)

PROCEDURE

- 1.- The teacher show his students, a bowl with water and 10 different fruits and they say their names and their provenance . (If they do not remember some names, the teacher can help them).
- 2.- The teacher offers students a worksheet with the ten fruits names and they have to tick: sink or float, predicting the result.
- 3.- The students, into pairs, take one fruit, say the prediction using the structure: "I think it will ___" and after, put the fruit inside the bowl with water.
- 4.- They have now, after filling the worksheet, to tell each other about their predictions and the results using the sentences: "When the ___ is in the water, it ___s"
- 5.- They draw, individually, which fruit surprised them because of floating and which one surprised them because of sinking.
- 6.- The teacher give them a print copy with an assessment and they have to evaluate, with concept cartoons, their knowledge after the session.



Erasmus+

SCU - INTERNATIONAL
LEARNING PROJECT





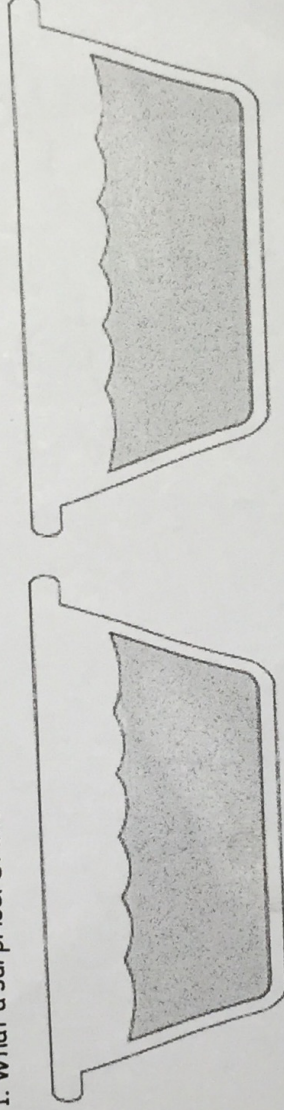
5th August 2015 Kay Bentley

NILE CLILP3: Science for CLIL 1

Look at the fruit and vegetables. Does it float? Does it sink?

fruit and vegetables	1. Predict (?) 'I think it will...'		2. Observe ☺ 'It...'	
	float	sink	floats	sinks
grape				
apple				
lemon				
orange				
banana				
tomato				
bean				
carrot				
onion				
potato				

1. What a surprise! Draw.



2. Choose 2 fruits and 2 vegetables and make sentences.

When the _____ is in the water, it _____s.

When the _____ is in the water, it _____s.

When the _____ is in the _____, it _____s.


When the _____ is in the _____, it _____s.

3. Think of another fruit and vegetable to test. Draw and label it.




ASSESSMENT


Who do you agree with?




Ana




Marco




Pedro



Ana



Marco



Pedro